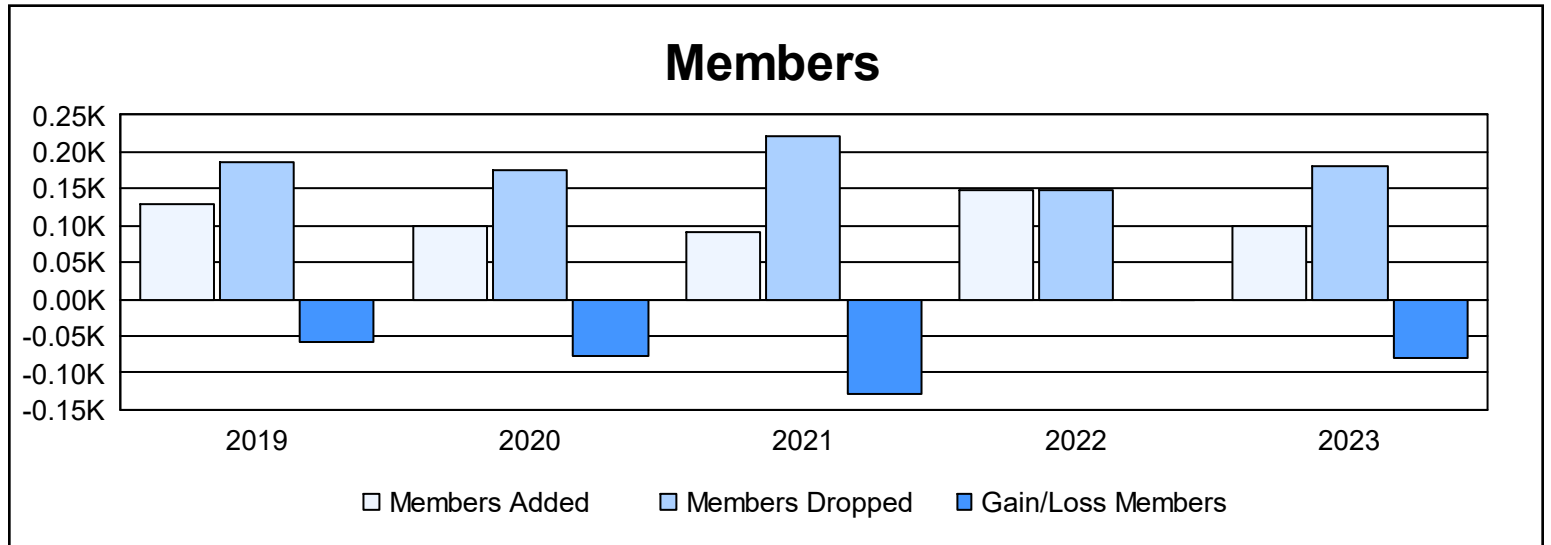
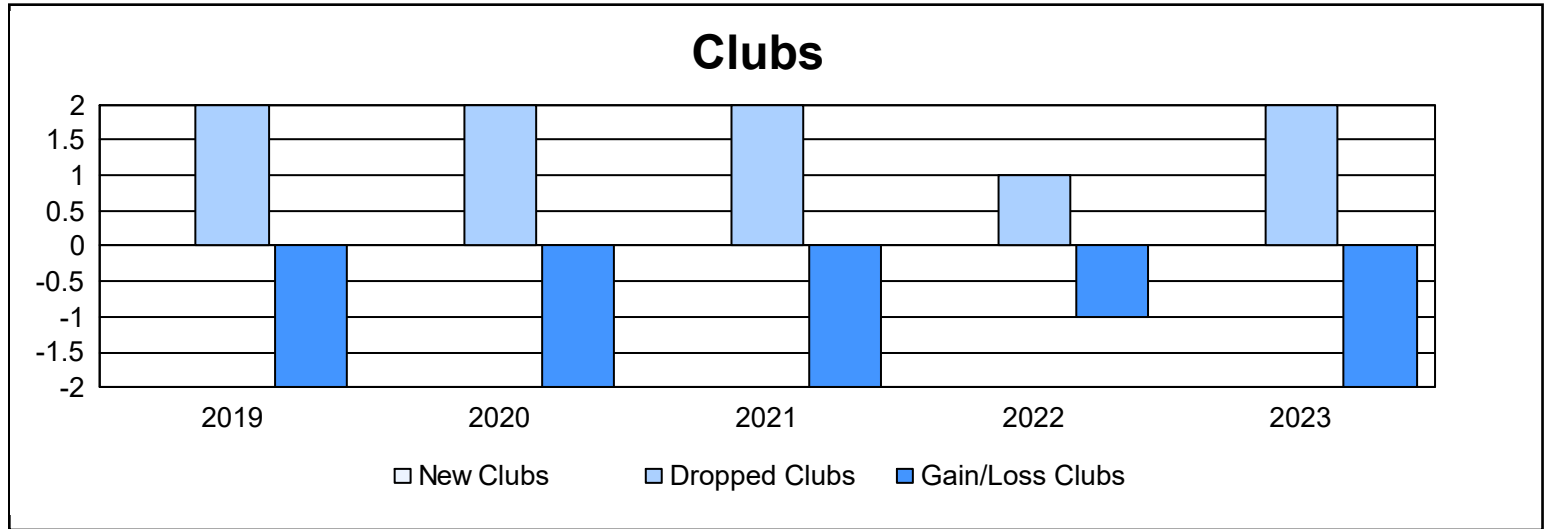
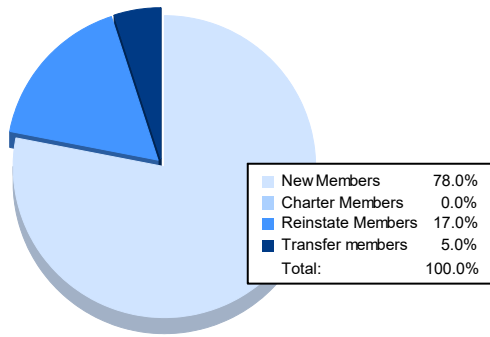


| Year | New Clubs | Dropped Clubs | Gain/ Loss Clubs | New Members | Charter Members | Reinstate Members | Transfer Members | Total Member Added | Total Members Dropped | Gain/ Loss Members |
|----------------|-----------|---------------|------------------|-------------|-----------------|-------------------|------------------|--------------------|-----------------------|--------------------|
| 2018-2019 | 0 | 2 | -2 | 121 | 0 | 3 | 5 | 129 | 187 | -58 |
| 2019-2020 | 0 | 2 | -2 | 81 | 1 | 15 | 1 | 98 | 176 | -78 |
| 2020-2021 | 0 | 2 | -2 | 81 | 0 | 5 | 6 | 92 | 221 | -129 |
| 2021-2022 | 0 | 1 | -1 | 121 | 0 | 23 | 3 | 147 | 149 | -2 |
| 2022-2023 | 0 | 2 | -2 | 78 | 0 | 17 | 5 | 100 | 181 | -81 |
| Average | 0 | 2 | -2 | 96 | 0 | 13 | 4 | 113 | 183 | -70 |



Membership Composition June 2023 Cumulative



Gender Composition June 2023 Cumulative

